



Meine Gästekarte



Information

for guests

Your benefits

At a glance

All discounted leisure attractions and experiences
Opening hours, and illustrated information
All experiences also available as map view
MVV timetable information
Your current weather on site

Function even without Internet

Your guest card is also available offline at any time in the app

Sustainable

Use the APP during your next stay – all data will be updated automatically

Fast and convenient

Activation in a few steps
All relevant tickets & information at a glance

MVV guest free ride

Take advantage of the free public transport offer in your holiday region!
Zone timetable and timetable information with just a few clicks
No unnecessary search for a parking space – no unnecessary parking fees



More about your stay

Take advantage of the offers. Explore the map to find out w/ service can be achieved and how.
Get an overview of the local public transport routes and use them free of charge.

Here's how it works

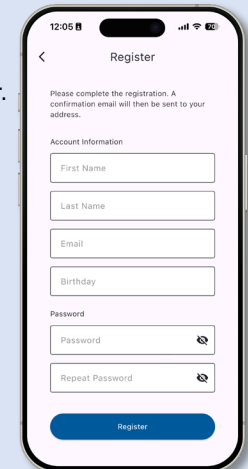
1 Download the app

"My Guest Card" can be found in the App Store / Google Play



2 Register

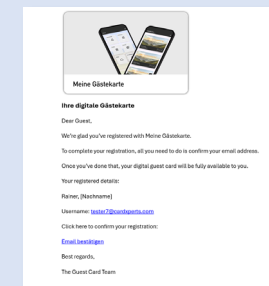
Enter your details and click Register.

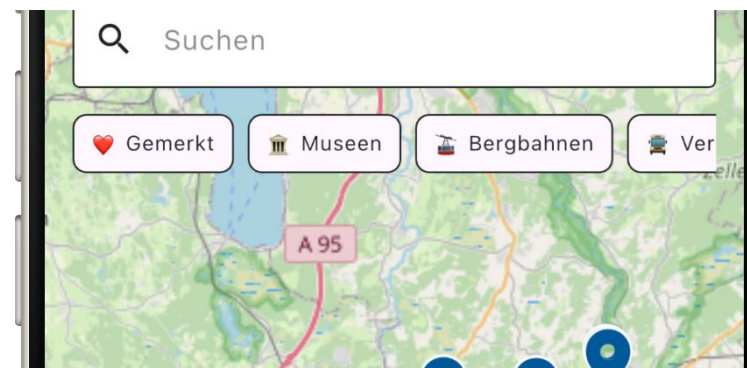


3

Confirm the email

You will receive an email to the email address you entered. Click Confirm email.

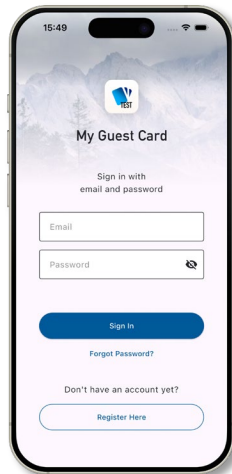




MVV guests day ticket



4 Sign up
Log in to the app with your email address and chosen password



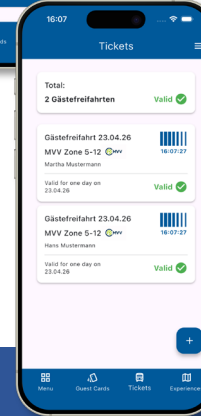
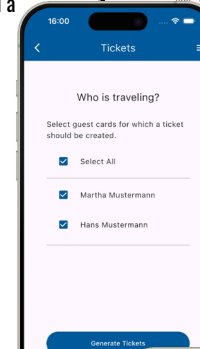
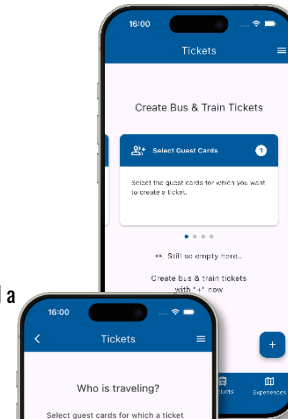
1

2 Click on the plus sign at the bottom right.


3 Select the people who need a ticket

4 Click on the "Create ticket" button

5 Your tickets have been created. These are valid for the whole day. Click on tickets when they are no longer visible on the screen to display them again. In the event of a check, show these tickets.



Mobility for you

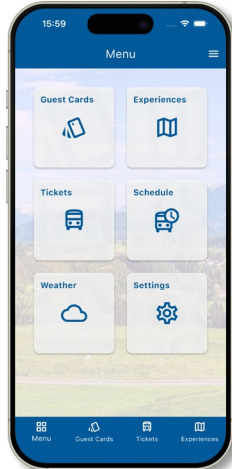


The digital guest card is the key to mobility in the region. With the app, you can use the MVV's mobility services in the respective zones free of charge.



•Easy activation: Activate day tickets in the app. You can create day tickets for the entire duration of your stay, including the day of arrival and departure.

Done!
You will find your information and guest cards. If you do not find your guest cards, please enter your start code under guest cards, which you received with the e-mail.



Repeat steps 1-5 on each additional day on which you want to use the MVV offer.

Further information and help



<https://cardxperts.com/die-digitale-gaestekarte-anleitung-fuer-gaeste/>